


Accessing the Student Portal

The student portal is a place where you can access your **tracker** and **timetable** either **in school** or **at home**.


To be able to access this you need to:

1. Go to the **school website** and find the following button:


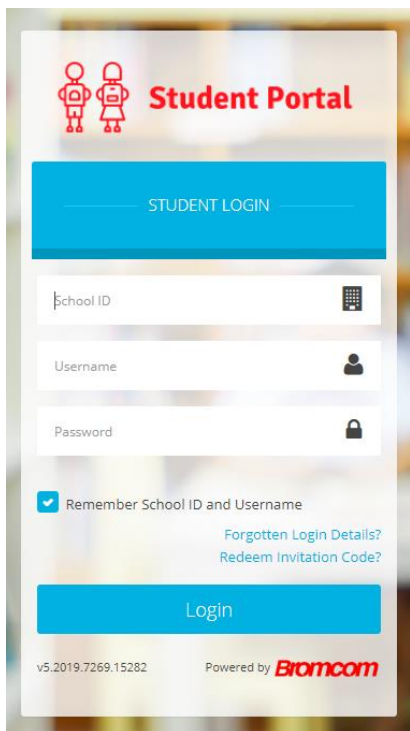
On the QES Main Website:



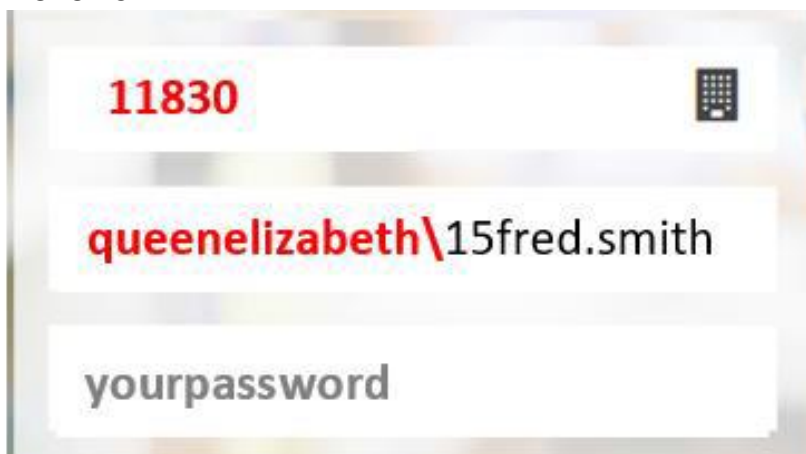
On the QESstudio Website:



2. Once you have clicked this button you will see the following screen:



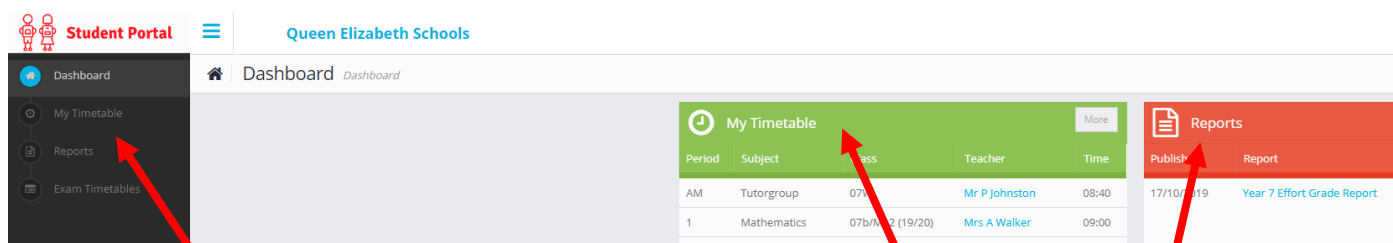
The information that you need to put on here is as follows:



The writing in red is the same for everyone. You need to type it just like this. Then you need to add your school username and your school password.

3. You will then be prompted to verify your account, click OK and follow the on-screen instructions.

4. Once onto your dashboard you will have a page like this one:



On this side of the page are links to your timetable and reports.

On this side of the page you can see your timetable for the day and a quick link to your tracker.

If you have any questions, please ask!

Thanks, Mrs Pimblett